

REAL TIME. ON-LINE. IN-LINE.



Description

The ViSmart® VS-2000 and VS-2500 series viscosity sensors measure the viscosity of a wide range of fluids including printing inks and a variety of industrial lubricants. The sensors make use of state of the art Acoustic Wave Technology to provide real-time, continuous monitoring of viscosity.

Key Features

- Continuous real-time, in-process relative viscosity measurement
- Unaffected by shock or vibration
- Industrial grade reliability
- Hazardous location approval for VS-2511

Applications

- Printing:
 - Water Based Inks
 - Solvent Based Inks
- Industrial lubricants

Performance Specifications

Parameter	VS-20XX	VS-25XX
Physical		
Viscosity Range (AV) ¹ (cSt) ²	1 to 400 (0.4 to 140) ³	1 to 400 (0.4 to 140) ³
Viscosity Repeatability % of Reading	± 10%	± 10%
Sensor Head Pressure Rating [Gauge Pressure] PSIG (bar)	30 (2.07 bar) cabled Quick Disconnect	60 (4.14 bar)
	60 (4.14 bar) connectorized	
Burst Pressure Rating [Gauge Pressure] PSIG (bar)	90 (6.00 bar)	90 (6.00 bar)
Measurement rate (Reading/second)	1 / second	1 / second
Sampling Rate (Reading/second)	1 / second	1 / second
Interface	Proprietary SPI	Proprietary SPI
Electrical Data		
Power Supply Voltage (Vdc)	5 to 10	5 to 10
Power Supply Current (mA)	<35	<35
Power Consumption (mW)	<175 @ 5V	<175 @ 5V
Approvals		
EMC Immunity/Emission	EN 55000, EN 61000-6-2, EN 61000-6-3, EN 61000-6-6	
Environmental		
Fluid Operating Temperature (°C)	-15 to 105	0 to 60
Ambient Operating Temperature (°C)	0 to 70	0 to 60
Storage Temperature (°C)	-40 to 80	-40 to 80

Performance Specifications

Parameter	VS-20XX	VS-25XX
Mechanical		
ViSmart™ Sensor (inches)	Φ1.00 x L 3.40	Φ1.00 x L 4.23
ViSmart™ Sensor (mm)	Φ25.40 x L 86.36	Φ25.40 x L 107.42
Sensor Connector (inches)	2.12 H x 2.07 W x 0.67 L	M12 x 1 Circular Connector
Sensor Connector (mm)	53.85 H x 52.58 W x 17.02 L	
Weight (approximate) (oz) (g)	12 (344 g)	5 (153 g)
Ingress Protection Rating of ViSmart™ Sensor	IP67 ⁴	IP67 ⁵
Ingress Protection Rating of Sensor Connector	IP30	n/a
Connector Type	DB25 female D-Sub connector	M12x1, 8 pin male
Maximum allowable Torque for NPT thread engagement (N-m)	100	100
Vibration ⁶	+/-20g (5-2000 Hz)	+/-20g (5-2000 Hz)
Shock ⁷	100g (6ms)	100g (6ms)

Notes:

- All viscosity measurements are shear rate and material dependent. Variations in material properties and homogeneity could result in varied interpretations of acoustic viscosity by the sensor.
- The general relationship between acoustic viscosity and kinematic viscosity is: Acoustic viscosity (AV) = kinematic viscosity x density² (cSt x (g/cm³)²).
- cSt value based on use of calibration fluid with typical density value of 1.7 g/cm³. Actual cSt range greater for lower density fluids. Correlation functions between acoustic viscosity and dynamic/kinematic viscosity should be constructed in consultation with SenGenuity. Attempts at using the above mentioned formulae in isolation will most likely result in poor results.
- Sensor Head is rated IP67
- When mated with IP67/IP68 rated connector and cordset
- Per Mil-Std-810C, Figure 514.2-2
- Per Mil-Std-202G, Method 213B

Wetted Material:

When completely immersed, the following materials are exposed to fluid media:

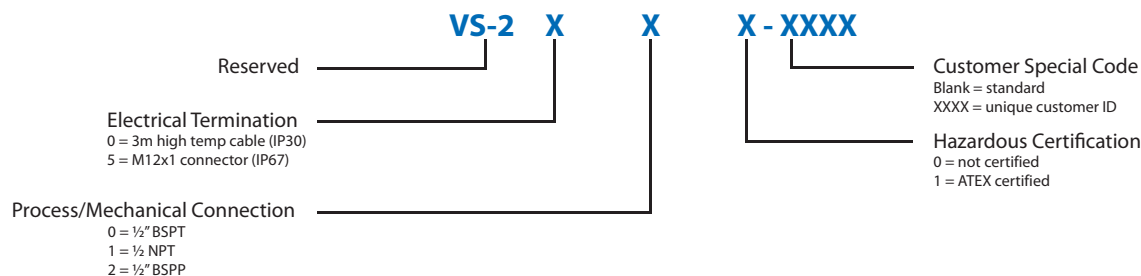
- AISI 304 Stainless Steel
- Loctite FP 4470
- Diamond like carbon
- Nickel Plated Kovar

VS-2511 Hazardous Certification Information				
Parameter	Value			
Electrical Data				
Intrinsic	Ui	Li	Pi	Ci
	8.6V	200mA	411mW	1uF
Conformity, Approvals, and Installations				
Examination Certificate Number	TÜV 12 ATEX 091790 X			
Group, Category, Type of Protections, Temperature Classification	II 2 G Ex ib IIB T4 Gb			
QAN Certificate Number	ITS12ATEXQ7518			
Directive Conformity	EN 60079-0, EN 60079-11			



Ordering Information

Model Number	Description
VS-2010	1/2" NPT Thread Process Head with permanently affixed cable
VS-2510	1/2" NPT Thread Process Head with M12X1, 8 pin male connector for detachable cable
VS-2025	1/2" NPT Thread Process Head with Quick Disconnect
VS-2 viscometer series	See Configurable Scheme below for Customized Product



Special Order Options:

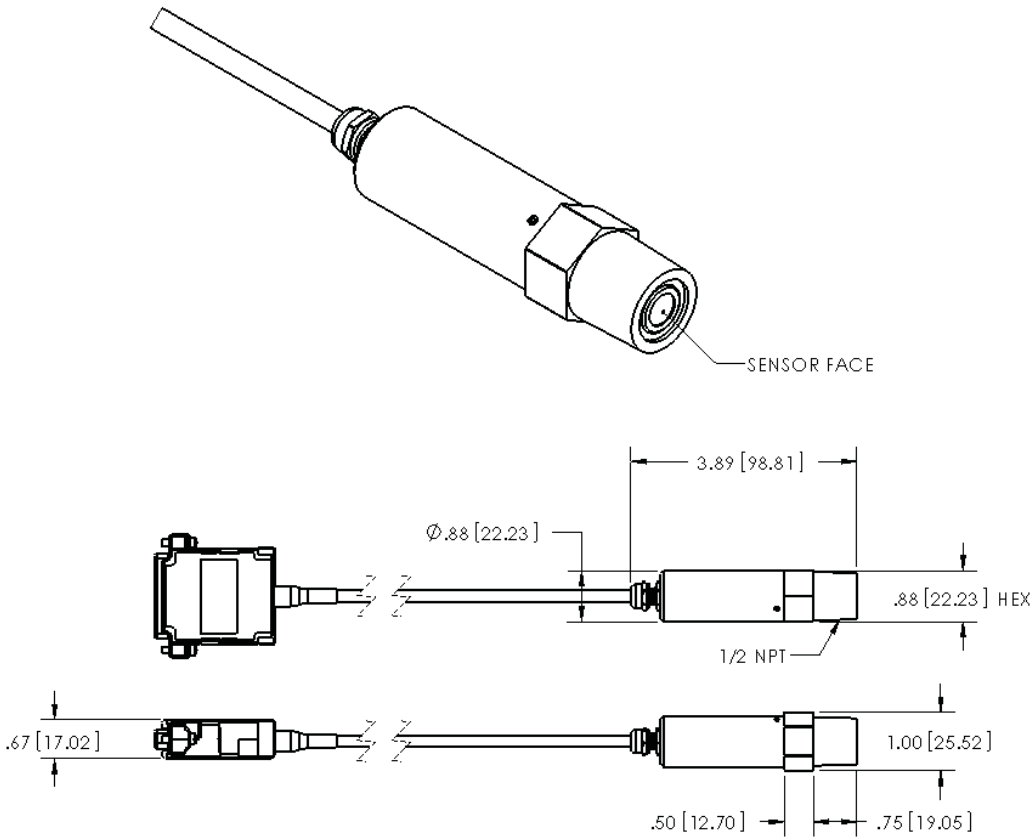
VS-2000 Series: 1/2" BSPT Thread; Quick Disconnect; Viscosity sensor with pigtail, and Non-Standard Cable Lengths.

VS-2500 Series: Cable to connect sensor to VisConnect™ VC-1000 series Communication Modules, standard cable lengths: 2m, 4m, 5m and 10m.

Please contact SenGenuity at sensors@sengenuity.com for further details.

Physical Dimensions (VS-2000 Series)

Dimensions in inches (mm)



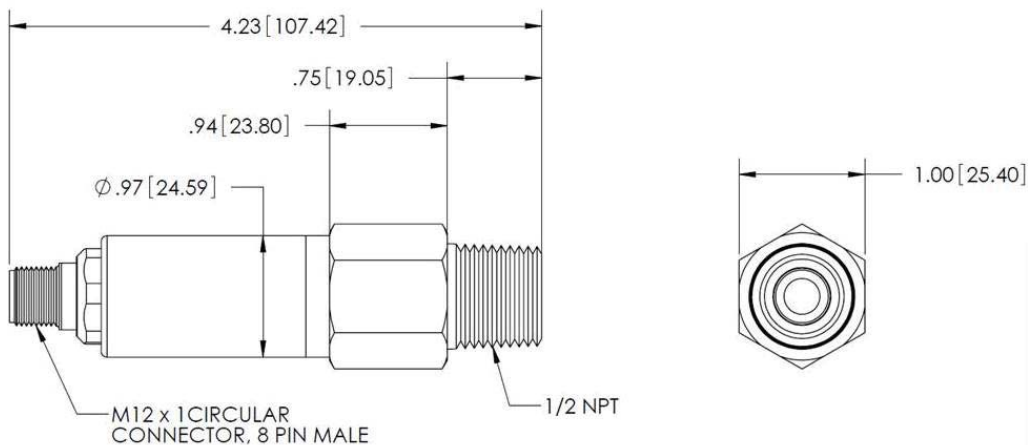
DB-25 D-Sub Pinout

J1 SSI Connector: 25D connector - Female

Pin #	Name	Description
1	GND	Supply Voltage Return
2	NC	No Connection
3	NC	No Connection
4	NC	No Connection
5	NC	No Connection
6	NC	No Connection
7	NC	No Connection
8	NC	No Connection
9	NC	No Connection
10	NC	No Connection
11	NC	No Connection
12	NC	No Connection
13	NC	No Connection
14	V+	5-10Vdc Supply Input Voltage
15	NC	No Connection
16	NC	No Connection
17	A1	Chip Select Decode 1
18	NC	No Connection
19	NC	No Connection
20	NC	No Connection
21	NC	No Connection
22	SCK	Serial Clock
23	MOSI	Master Out/Slave In
24	A0	Chip Select Decode 0
25	MISO	Master In/Slave Out

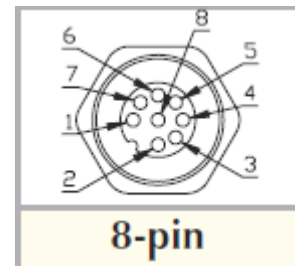
Physical Dimensions (VS-2500 Series)

Dimensions in inches (mm)



M12x1 Connector Pinout

Pin #	Name	Description
1	A1	Chip Select Decode 1
2	A0	Chip Select Decode 0
3	MISO	Master In/Slave Out
4	SCK	Serial Clock
5	GND	Supply Voltage Return
6	NC	No Connect
7	MOSI	Master Out/Slave in
8	V+	Supply Voltage Input



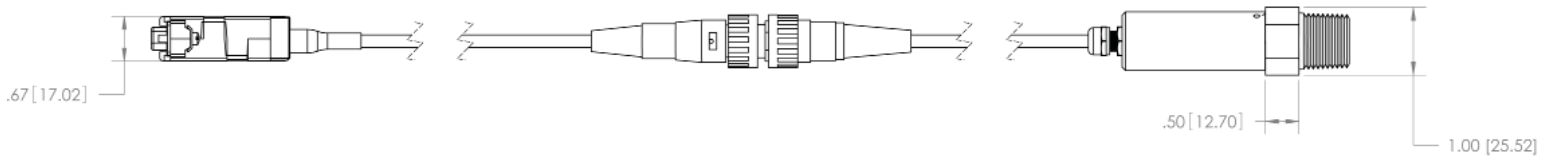
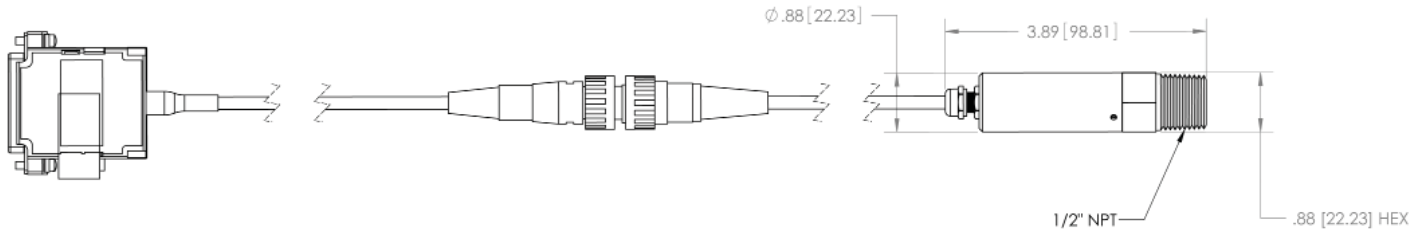
Product status and specifications are subject to change.

DISCLAIMER

Vectron International reserves the right to make changes to the product(s) and or information contained herein without notice. No liability is assumed as a result of their use or application. No rights under any patent accompany the sale of any such product(s) or information.

Quick Disconnect (VS-2025 Series)

Dimensions in inches (mm)



DISCLAIMER

Vectron International reserves the right to make changes to the product(s) and or information contained herein without notice. No liability is assumed as a result of their use or application. No rights under any patent accompany the sale of any such product(s) or information.